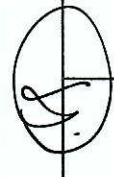



Sultan Kudarat Water District Annual Procurement Plan for FY 2020 (2nd Revise/Update)


Code (PAP)	Procurement Program/Project	PMO/End-User	Mode of Procurement	Schedule for Each Procurement Activity					Source of Funds	Estimated Budget (PHP)			Remarks (brief description of Program/Project)
				Ads/Post of IAEB	Sub/Open of Bids	Notice of Award	Contract Signing	Funds		Total	MOOE	CO	
241	Motor Vehicle - Medium Size Van	Brandnew	Public Bidding	January	February	March	April	COB	2,520,000.00		2,520,000.00	4 units	
254-7	PROPOSED 50MM DIA. - 200MM DIA. VALVES INSTALLATION AND REPLACEMENT @ AREA 1 & 3, TACURONG CITY (Supply and Delivery)	Acquisition of Direct Materials	Public Bidding	February	March	April	May	COB	1,680,097.00		1,680,097.00	1 lot	
254-3	Supply and Delivery of Submersible Pumps & Motors	Production	Public Bidding	January	February	March	April	COB	5,885,000.00		5,885,000.00	1 lot	
205	Transmission & Distribution Maint.	1 unit - 50HP / complete accessories	Production	Public Bidding	February	March	April	COB	1,350,000.00		1,350,000.00	Brandnew	
		2 units - 40HP / complete accessories											
		2 units - 30 HP / complete accessories											
		2 units - 30HP / complete accessories											
		1 unit - 25HP / complete accessories											
50 kva- 3 units w/ complete accessories													
25kva - 3 units w/ complete accessories													
241	Motor Vehicle - Pick-up Type	Production	Public Bidding	August	September	October	November	COB	1,500,000.00		1,500,000.00	1 unit- Brandnew	
241	Motor Vehicle - Mini Dumptruck	Production	Public Bidding	August	September	October	November	COB	1,500,000.00		1,500,000.00	1 unit- Brandnew	
									14,435,097.00		14,435,097.00		











Code (PAP)	Procurement Program/Project	PMO/ End-User	Mode of Procurement	Schedule for Each Procurement Activity					Source of Funds	Estimated Budget (Pnp)			Remarks (brief description of Program/Project)
				Ads/Post of IAEB	Sub/Open of Bids	Notice of Award	Contract Signing	Total		MOOE	CO		
226	SUPPLY AND DELIVERY OF BRANDNEW (40KW PRIME POWER) GENERATOR SET WITH MOBILE TRAILER, WEATHER AND SOUNDPROOF ENCLOSURE	Maintenance	Public Bidding	February	March	April	May	COB	1,420,000.00		1,420,000.00	Brandnew -1 unit	
241	Brandnew Boom Truck	Maintenance	Public Bidding	August	September	October	November	COB	3,000,000.00		3,000,000.00	1 unit	
165	Brass Water Meter	GSO	Public Bidding	January	February	March	April	COB	2,129,874.46	2,129,874.46		1 lot	
154	Brass, GI and CI Fittings and HDPE Tubing for New Connection	GSO	Public Bidding	January	February	March	April	COB	4,087,785.51	4,087,785.51		1 lot	
241	Motor Vehicle - Composite Van	GSO	Public Bidding	August	September	October	November	COB	1,500,000.00		1,500,000.00	1 unit	
241	Motor Vehicle - Passenger Van	GSO	Public Bidding	August	September	October	November	COB	1,800,000.00		1,800,000.00	1 unit	
241	Motor Vehicle - Multi-purpose Van	GSO	Public Bidding	August	September	October	November	COB	1,500,000.00		1,500,000.00	1 unit	
241	Motor Vehicle-	Const. Engineering	Public Bidding	July	August	September	October	COB	1,500,000.00		1,500,000.00	1 unit - Brandnew, Elf Type Dropside, Euro 4, 3,800 cc, 6 speed manual, Load Capacity: 4,400 Kgs.	
241	Motor Vehicle	Const. Engineering	Public Bidding	July	August	September	October	COB	1,500,000.00		1,500,000.00	1 unit - Brandnew - Pick-up Type, Displacement - 2,393cc, Diesel Type Engine, Fuel Cap. 80 liters	
797	Security Services - GSO	GSO	Public Bidding	January - December				COB	4,887,952.56	4,887,952.56			
	A.3 SKWD Pump Station No. 06												
254-6	1. Acquisition of Pressurized Cylindrical Steel Tank	Const. Engineering	Public Bidding	January - February				COB	1,000,000.00		1,000,000.00	4 UNITS	
	A.5 SAMPAO PIPE BRIDGE												
154-7	Construction of Pipe Bridge along Sampao Bridge	Const. Engineering Const. Engineering Const. Engineering	Public Bidding	January - March				COB	2,773,497.92		2,773,497.92		
		Contingency Cost (5% of Total Materials Cost)		January - March							120,586.87		
		TOTAL MATERIALS LABOR COST AND OTHER EXPENSES		January - March							2,411,737.32		
		CONTRACTOR PROFIT 10%		January - March							241,173.73		
				January - March							27,099,110.45		
											11,105,612.53		
											15,993,497.92		

Handwritten signature and initials on the left side of the page.

Handwritten signature at the bottom left of the page.